

# M-2400™

M-2400™ HC45<sup>†</sup> rated Sliding Glass Door and Frame Systems are designed for commercial applications, including single and multi-family developments, hotels/motels, assisted living facilities, and similar uses. Systems feature field-reversible doors, heavy-duty construction, and insulating glass for reliable thermal and acoustic performance.

## GENERAL INFORMATION

M-2400 Sliding Glass Doors are available in a range of frame options. Doors are available in two- and three-panel field reversible models, as well as four-panel<sup>†</sup> configurations. Two-panel model – fully reversible for either OX or XO operation. Three- and four-panel models – exclusive Versi-Jamb™ allows choice of four different panel arrangements from a single model – OXLO, OXRO, XOO, or OOX (OXXO available by special order).

**ENERGY EFFICIENCY:** Doors feature thermal-break aluminum frames, positive-seal interlock construction, marine glazing system with welded<sup>†</sup> corners, and full-perimeter weather stripping:

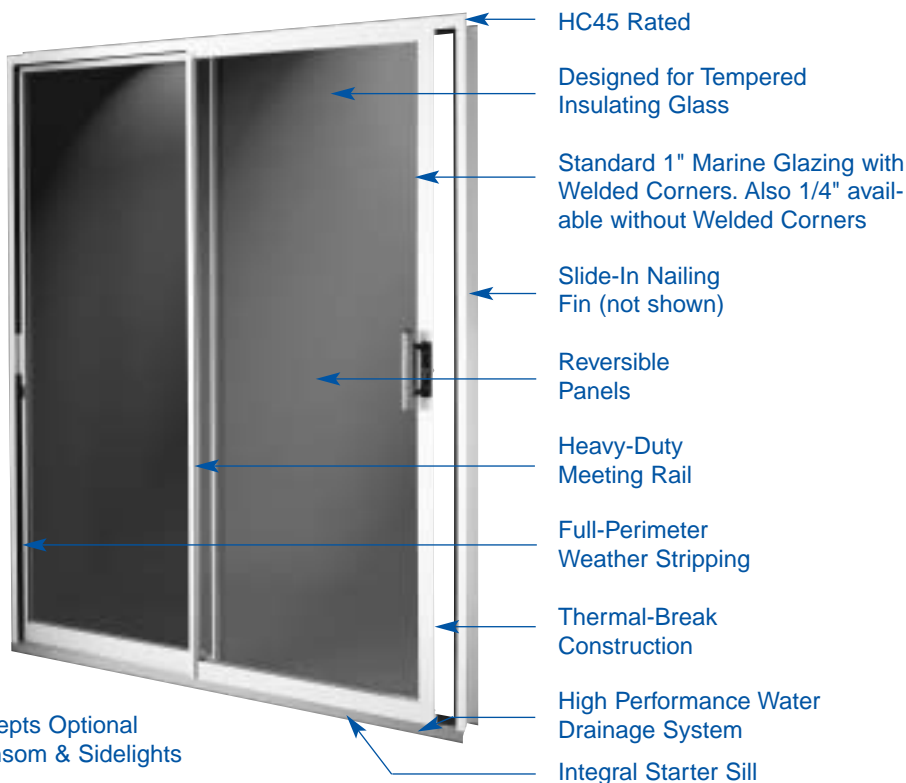
- Fixed panel – vinyl weather stripping
- Sliding panel – pile weather stripping

**SCREENS:** Optional heavy-duty screens are available in choice of colors to match door.

**HARDWARE:** Forced-entry resistant lock and handle with solid oak handle. Custom pulls available.

### OPTIONS:

- Transom and sidelights
- H-Mull
- Receptors
- T-Mull Systems
- Mortise Lock
- Stainless Steel Rollers
- Foot Lock
- Limit Stops



Accepts Optional Transom & Sidelights

## M-2400 STANDARD SIZES\*

| Nominal Size | Actual Size        | Rough Opening  | Glass Size (No. of Panels) |
|--------------|--------------------|----------------|----------------------------|
| 5/0 X 6/8    | 59-1/2" X 82-3/4"  | 60" X 83-1/4"  | 28" X 76" (2)              |
| 6/0 X 6/8    | 71-1/2" X 82-3/4"  | 72" X 83-1/4"  | 34" X 76" (2)              |
| 8/0 X 6/8    | 95-1/2" X 82-3/4"  | 96" X 83-1/4"  | 46" X 76" (2)              |
| 9/0 X 6/8    | 107-1/2" X 82-3/4" | 108" X 83-1/4" | 34" X 76" (3)              |
| 12/0 X 6/8   | 143-1/2" X 82-3/4" | 144" X 83-1/4" | 46" X 76" (3)              |
| 15/0 X 6/8   | 179-1/2" X 82-3/4" | 180" X 83-1/4" | 58" X 76" (3)              |
| 6/0 X 8/0    | 71-1/2" X 98-3/4"  | 72" X 99-1/4"  | 34" X 92" (2)              |
| 8/0 X 8/0    | 95-1/2" X 98-3/4"  | 96" X 99-1/4"  | 46" X 92" (2)              |
| 9/0 X 8/0    | 107-1/2" X 98-3/4" | 108" X 99-1/4" | 34" X 92" (3)              |
| 12/0 X 8/0   | 143-1/2" X 98-3/4" | 144" X 99-1/4" | 46" X 92" (3)              |
| 15/0 X 8/0   | 179-1/2" X 98-3/4" | 180" X 99-1/4" | 58" X 92" (3)              |

\*Custom sizes available

<sup>†</sup>M-2400 doors are AAMA certified. For maximum size and configuration options, consult with factory.

# M-2400 Series Sliding Glass Doors and Frame Systems

## SPECIFICATIONS

M-2400 Sliding Glass Door and Frame Systems are classed HC45 and can be configured for a variety of thermal, acoustic, and wind-load requirements. Sizes and types shall be specified on production drawings from size and type charts. M-2400 Systems utilizing standard 1-inch glass comply with all commercial standards as defined by AAMA/NWDA 101/I.S.2-97.

**MATERIAL:** Main frame and panel members are of extruded aluminum alloy 6063-T5 with a minimum wall thickness of 0.062-inch and 0.094-inch wall thickness in the sill. All frame and panel members are thermally insulated with a polyurethane thermal break compound chemically and mechanically bonded to the divided aluminum extrusion. Weather stripping meets or exceeds AAMA 701.92 and 702.92 specifications.

**FINISH:** Frame, sill, and panels are available in standard colors (white, bronze, and sandstone) and in a wide range of finishes that meet AAMA 2603, 2604, and 2605 specifications. Also available in AAMA Class I and Class II clear and bronze anodized finishes.

**CONSTRUCTION:** Head, jamb, and sill are coped, lapped, and fastened at each corner. Head and jamb members are fastened with three #8 x 3/4" sheet metal screws. The sill member is fastened with four #8 x 3/4" sheet metal screws. Panel horizontal members are telescoped into the vertical members and fastened with two #8 x 3/4" sheet metal screws. Exterior screws are in accordance with ASTM F842-97 Forced Entry Standards. The fixed panel is securely fastened to the main frame. Meeting rails have a 7/8" interlock.

**THERMAL BREAK:** Doors are constructed with a pour and debridged polyurethane thermal break in accordance with AAMA 1503-98.

**WEATHER STRIPPING:** Fixed meeting rail and sliding panel bottom rail are dual weather stripped using a combination of silicone-treated poly-pile with a polypropylene fin. Fixed panel bottom rail is dual weather stripped with a specially designed vinyl equal to AAMA 702-97. Frame head, jamb, and Versi-Jamb™ sliding panel channel are dual weather stripped with a silicone treated poly-pile. Fixed panel channel is sealed with a specially designed vinyl equal to AAMA 702-97.

**HARDWARE:** Pull and latch set is of sturdy construction and reversible for installation on either side of door. The set meets ASTM F842-97 Forced Entry Specifications and is designed not to damage the latch if the sliding panel is closed with the latch in the locked position. Sliding panel rolls on adjustable, lubricated, and sealed ball-bearing tandem rollers that meet AAMA 906.3 Specifications for Aluminum Sliding Glass Door Roller Assemblies. Custom pulls available upon request.

**GLAZING:** All doors to be glazed in accordance with ANSI Z97.1-97. Glass is secured in the panel by one-piece marine glazing system. All stock doors will have 1-inch marine glazing system with welded corners as standard. Other options available include 1/4-inch without welded corners.

**SCREENS:** (Optional) Available completely assembled and reversible for OX or XO operation. Screen door and frame finished to match.

**ASSEMBLY-INSTALLATION:** Assembly and installation shall be done by others in accordance with Hydro Aluminum standard installation instructions and standard construction and industry practices. All mounting and assembly screws are furnished with the door.

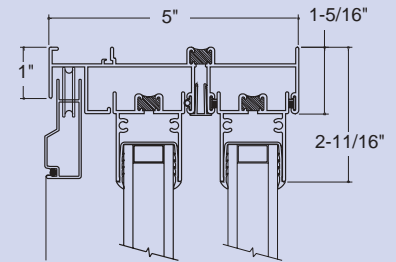
**ACOUSTIC-PERFORMANCE:** STC ranging from 29 to 35, depending on glass options (ASTM E 1425-99).

| PERFORMANCE AAMA CERTIFIED |                                      |
|----------------------------|--------------------------------------|
| HC45 (Standard)            |                                      |
| Air Infiltration           | @ 0.11 cfm/sq. ft. (ASTM E 283-99)   |
| Water Resistance           | @ 9.75 psf (ASTM E 331-00 & 547-00)  |
| Uniform Load               | @ 67.5 psf Int./Ext. (ASTM E 330-97) |

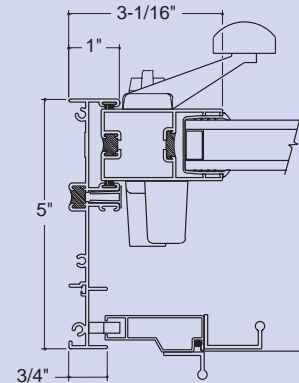
| SERIES DETAILS |  |
|----------------|--|
| M-2400         | 5" depth frame w/o fin                 |
| M-2425         | 5" depth frame w/ integral nailing fin |

## Construction Details

### Head



### Jamb



### Sill

